

Exterior
Treatments
for Your
Outdoor Room

Product Catalog

A family of four (a young girl, a woman, a man, and a young boy) is smiling and standing in front of a two-story house with a white porch and columns. The house has white siding and dark shutters. The scene is set outdoors with trees and a black wrought-iron fence in the foreground.

BUILDERS[®]
EDGE





Make Your Home's Exterior Your Outdoor Room

Think of the outside of your house as an extension of your home. It is your Outdoors Room. Your home's natural environment is a soft, inspirational balance to daily stresses.

When decorating your Outdoor Room treat it like you would your interior. Use colors from nature that blend with or accent your home's exterior. Add Shutters or Window Toppers for added architectural appeal.

Enjoy spending time in your Outdoors Room because now with the products in this catalog you can create a warm and inviting exterior.



EXTERIOR WINDOW
Treatments



Warm Up Your Home's Exterior

Louvered Shutters

Shutters styled with authentic Louvers

Available in 7 traditional styles and 17 colors plus paintable. Mix and match styles or use the double wide style for wider windows.

Sold in Pairs. See Size Charts on Page 15



Window Header

Classic detail, modern benefits. Step beyond average by adding a Window Header over your existing shutters. Use your own creativity with these crisply formed toppers to elegantly add accent colors to your home's exterior.

<i>Size</i>	<i>SKU#</i>	<i>Size</i>	<i>SKU#</i>
33 ⁵ / ₈ " x 6"	672033B	33 ⁵ / ₈ " x 9"	672033BS
37 ⁵ / ₈ " x 6"	672037B	37 ⁵ / ₈ " x 9"	672037BS
43 ⁵ / ₈ " x 6"	672043B	43 ⁵ / ₈ " x 9"	672043BS
65 ⁵ / ₈ " x 6"	672065B	65 ⁵ / ₈ " x 9"	672065BS
73 ⁵ / ₈ " x 6"	672073B	73 ⁵ / ₈ " x 9"	672073BS


EXTERIOR WINDOW
Treatments




Get the Look for Your Outdoor Room




Solid



Fanfold



Louvered



Beveled

Quarter Round Tops

Compliment your window styles while giving your home dramatic visual interest.

Beveled & fanfold for use with all 15" Standard size Raised Panel Shutters.

Louvered & Solid for use with all 15" Standard size Louvered Shutters or 14 1/2" Custom Shutters. Not for use with 12" wide Shutters.

Size	SKU#
Louvered-14.61" x 17.01"	1310
Solid-14.61" x 17.01"	1311
Fanfold-14.78" x 14.78"	1300
Beveled-14.78" x 14.78"	1301



Transom Top

For use with all 15" Standard size Panel Shutters or 14 1/2" Custom Shutters

Size	SKU#
12" x 15"	1200



EXTERIOR WINDOW
Treatments



Add Architectural Accents

Raised Panel Shutters

Standard Style shutters with authentic open louvers in the Arch Top & Center Rail design. Louvered Shutters are available in 7 traditional styles. Mix and match styles or use the double wide style for wider windows. Sold in Pairs. See Size Charts and Colors on Page 16



Sunbursts

The gentle arch and enriching fanfold design of the Sunburst compliments any window. Carry the shape and color throughout the exterior by placing sunbursts in gables. These toppers also echo the design of arch top windows; a great way to add shape to rectangular windows.

<i>Size</i>	<i>SKU#</i>
30" x 16 $\frac{1}{2}$ "	673030
33 $\frac{5}{8}$ " x 18"	673033
37 $\frac{5}{8}$ " x 21"	673037
65 $\frac{5}{8}$ " x 14"	673065
73 $\frac{5}{8}$ " x 15"	673073

EXTERIOR WINDOW
Treatments



Create an Exterior Style Unique to You

Board-N-Batten Shutters

Create rustic cottage charm. Choose from spaced or joined styles; either style has that cozy appeal. Sold in Pairs. See Size Charts and Colors on Page 16



Shutter Hardware

Adds authentic colonial look to new or existing shutters. Texture simulates wrought iron hammered finish. Black Only.

Contains

4 hinges, 2 'S' Hooks

SKU#

139990



EXTERIOR DOOR
Treatments




Welcome Your Guests with an Inviting Entryway

Door Surround

Add distinction to your doorway, patio doors or garage. Available in two simple kit sizes that can be trimmed to match any door height. The included keystone adds a delightful touch of detail. No entry way is complete with out a Door Surround. Make your own custom Door Surround, buy the pilasters separately and combine with any Window Header or Sunburst Window Header

<i>Description/Size</i>	<i>SKU</i>
Kit w/ 54" x 9" header & pilasters	674950
Kit w/ 54" x 6" header & pilasters	674650
Pilasters Only 6 ⁷ / ₈ " x 96"	674010BP



Sunburst Window Header

Beautifully detailed this window topper is a handsom accent for any window or door. Adding the pilasters around a door makes a dramatic entry way. The siding version has built in pockets to integrate with the siding. The surface mount version installs over any exterior surface. Available in all shutter colors except for Black.

<i>Size/Description</i>	<i>SKU#</i>
42" x 16.8" surface mount	675030B
71" x 16.8" surface mount	675043B
108" x 16.8" surface mount	675072B
42" x 16.8" siding version	675030
71" x 16.8" siding version	675043
108" x 16.8" siding version	675072

SIDING
Treatments



Compliment the Details of Your Outdoor Room

Exterior Moulding

Easily add custom architectural detail to any home. Lends an added accent around porches, entry ways or over fascia of entire exterior. Choose Classic Dentil profile or Scalloped profile. Designed to install without miters, face nailing, caulking or painting.

Size	SKU#
8' x 7" kit dentil profile	651008
32' x 7" kit dentil profile	651008
8' x 7" kit scalloped profile	651008
32' x 7" kit scalloped profile	651008



Inside Corners, Outside Coners & Endcaps

These finishing pieces are what makes installing our Moulding easy. Their complimentary style gives a professional and authentic look.


Description	SKU#
Outside Corner Block	651000OC
Inside Corner Block	651000IC
Endcap Kit (1 left & 1 right)	651000EB

Color Selection

Choose from these color chips when selecting your Shutters, Sunburst, Sunburst Window Headers, Transom Tops and Quarter Round Tops.


Our 40 Year Warranty includes the color. You'll never need to paint and the color won't fade.

**BUILDERS[®]
EDGE**



Over 170 Colors

Most of our products can be ordered in any color to match your siding or trim. Check out our color matching chart on our website! We match all major siding and fiber cement manufacturers colors.



**Not available in standard size shutters.*



The Thing About *Color...*

CHOOSING EXTERIOR TREATMENT COLOR FOR YOUR OUTDOOR ROOM is much like choosing interior color schemes. The colors of your garden, patio or natural surrounding can be inspiring. The color of your windows, siding and trim should also affect your color decision; try blending colors or complimentary colors. Color helps balance your homes architecture as well as add visual interest. Most importantly choose colors that you like and are comfortable with.

Standard Style Louvered Shutters

L1
Arch Top with
Center Rail



Standard Sizes:

Widths: 12" & 15"

Lengths: 25" 31" 36" 39" 43" 48" 52"
55" 60" 64" 67" 72" 75" 80"

Special Sizes at an additional cost:

Widths: 5⁵/₈", 9¹/₄", 12", 14¹/₂", 16¹/₂", 18"

Lengths: Any length from 18" to 144"
(In ¹/₄" increments)

Standard Style Raised Panel Shutters

P2
Two Equal
Panels



Standard Sizes:

Widths: 12" & 15"

Lengths: 31" 35" 39" 43" 47" 51" 55"
59" 63" 67" 71" 75" 81"

Special Sizes at an additional cost:

Widths: 12", 14¹/₂", 16¹/₂", 18"

Lengths: Any length from 23" to 144"
(In ¹/₄" increments)

Custom Style Louvered Shutters

SHUTTER MEASUREMENTS:

Lengths: Any length from 18" to 144"
(In ¹/₄" increments)

Widths: 5⁵/₈", 9¹/₄", 12", 14¹/₂", 16¹/₂", 18"

Double widths: 20¹/₄", 21³/₄", 25¹/₂",
29¹/₂" & 31"



L2
Straight Top
Center Rail



L3*
Arch Top
Offset Rail
*Customer
provides
measurement
from top of
shutter to top
of offset rail.




L4*
Straight Top
Offset Rail
*Customer
provides
measurement
from top of
shutter to top
of offset rail.



L5
All Louver
Arch Top
(No Rail)



L6
All Louver
Straight Top
(No Rail)



L7
Double
Width Louver
(Straight Top)

Custom Style Raised Panel Shutters

SHUTTER MEASUREMENTS:

Lengths: (In 1/4" increments)
P1-Any length from 18" to 55",
P3-Any length from 23" to 110",
P4,P5,P6-Any length from 33" to 144"

Widths: 12", 14 1/2", 16 1/2", 18"

Double widths: 20 1/4", 25 1/2",
 29 1/2" & 31"



P1
Single
Raised
Panel



P3*
Two
Unequal
Panels

*Customer provides measurement from top of shutter to top of offset rail.



P4
Three
Equal
Panels



P5
Two
Equal
and One
Small
Center
Panel



P6
Two Equal
and One
Small Top
Panel



P7
Two
Double
Wide
Equal
Panels



LP1
Louver/
Panel
Combo

HOW to MEASURE

Measuring for shutters

Measure the height of your windows.

You may include the frame of the window in your measurement. Select shutters that are the same length as the window or slightly taller. The shutter width can be as wide or as narrow as your wall space will allow. See the Shutter pages in the Catalog for available shutter sizes.

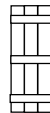
Measuring for toppers

Measure the height above your windows. There needs to be enough wall space to accommodate the topper of your chosen treatment. Reference the topper specifications on pages 14-16 to determine if the wall space is adequate.

Board-N-Batten Shutters

SHUTTER MEASUREMENTS:

Lengths:
 Any length from 18" to 144"
 (In 1/4" increments) In 1/4"
 increments, use next largest
 length listed for price



Note: Shutters 55" and longer will have 3 battens.



Joined Widths:
 7" (2-board)
 10 1/2" (3-board)
 14" (4-board)
 17 1/2" (5-board)

B1
Joined
board-n-batten



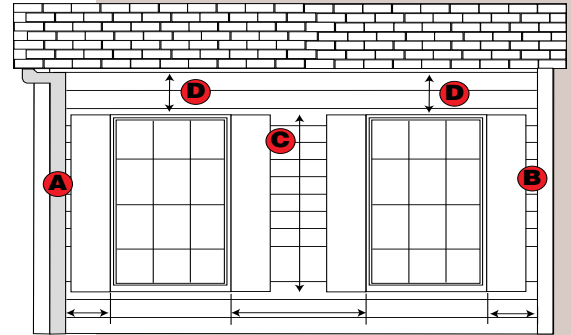
Spaced Widths:
 7 3/4" (2-board)
 12" (3-board)
 16 1/4" (4-board)
 20 1/2" (5-board)

B2
Spaced
board-n-batten



MEASUREMENT TIPS

- A) Watch for obstructions like downpipes, light fixtures, electrical fittings, etc.
- B) Ensure there is adequate wall space for the width of the shutter
- C) Ensure there is adequate room between windows for the width of shutters.
- D) Ensure there is adequate wall space above windows for the height of the topper.



The *Builders Edge*[®] Benefit

All of our products are made from **Maintenance-free U.V. stabilized polypropylene copolymer** with molded-through color. No paint to ever scratch, flake or fade like wood shutters.

Deep wood grain texture without the worry of wood.



Easy to install —Patented Easy-Lok fasteners are used to install Shutters and Window Headers.

Available in 17 molded-through colors, plus paintable units ready to accept your own custom color.



Window and Door Treatments can be installed right over any existing brick, vinyl siding, stucco or fiber cement making installation fast and easy.

ORDERING information

Design Ideas List

Item Description	Color#	SKU#
------------------	--------	------

Item Description	Color#	SKU#
------------------	--------	------

Item Description	Color#	SKU#
------------------	--------	------

Item Description	Color#	SKU#
------------------	--------	------

Item Description	Color#	SKU#
------------------	--------	------

Item Description	Color#	SKU#
------------------	--------	------

Item Description	Color#	SKU#
------------------	--------	------

Item Description	Color#	SKU#
------------------	--------	------

Item Description	Color#	SKU#
------------------	--------	------

We hope that you found this catalog inspiring and informative. Use the form on the left to write down some of the products you are interested in.

Some of our products are in stock at your local hardware store or home center. Check our store locator online at www.buildersedge.com or call 1-800-969-7245 to find the store nearest you.

Take this form to the special order center of your nearest store and an associate will enter your order. Once your order is placed it will arrive at your home within 7-10 days.



SIDING
Treatments



Standard Style Gable Vents

Adds ventilation and distinction to your home, new construction or remodeling

Gable Vents

Easy to install on all types of exteriors: wood, vinyl, aluminum, stucco, hardboard or brick. All styles can be used for new construction. The surface mount versions can be mounted on existing siding. Most vents available in over 170 colors. Special Paint-Ready and stainable vents also available.


Standard.com



Octagon

Size SKU#
18" 531023
27" 531015
32" 531016

Surface Mount:
22" 531010



Half Round

Size SKU#

Surface Mount:
22" x 34" 531040



Oval

Size SKU#
21" x 27" 531035



Round

Size SKU#
18" 531050
36" 531024

Surface Mount:
22" 531020



Rectangle

Size SKU#
12" x 18" 531030
18" x 24" 531034
Brick Mold:
18" x 24" 531047
24" x 30" 531039

Square

Size SKU#
12" x 12" 531025



Round Top

Size SKU#
16" x 24" 531036
22" x 32" 531038



Keystone Add-Ons

Decorative accent Fits
Round, Half Round,
Octagon & Round
Top gable vents.
SKU# 531022



Replace-A-Vent™

Allows for replacement of an old vent or for adding a new vent. Flexible Flange installs without removing siding.

Size: 12"x18" SKU# 531027
(Finished vent size 14"x20")

Signature Series Gable Vents

A unique selection of designed shaped vents to break out of the ordinary

Available in White #01 and Paint Ready #30 only.



Diamond

Size 33" x 39" SKU# 531019



**Elongated
Octagon**

Size 24" x 36" SKU# 531032
30" x 45" 531033



Octagon

Size 40" SKU# 531018




Ellipse

Size 27" x 21" SKU# 531049



Steeple Vent

Size 24" x 36" SKU# 531029
32" x 48" 531028



Triangle

Size	SKU#
4/12 Pitch - 69" x 15"	531412
5/12 Pitch - 67" x 17"	531512
6/12 Pitch - 73" x 18"	531043
7/12 Pitch - 21" x 71"	531712
8/12 Pitch - 63" x 21"	531044
9/12 Pitch - 62" x 23"	531912
10/12 Pitch - 56" x 23"	531045
11/12 Pitch - 56" x 26"	531212
12/12 Pitch - 52" x 26"	531046
12/12 Pitch - 34" x 17"	531212

Rectangle

Size 30" x 40" SKU# 531042



SIDING
Treatments

Style-A-Vents

With the Style-A-Vent Program you can custom design your own Triangle, square or rectangle gable vent in sizes up to 96" x 96". Choose from White (01) or Paintable Colors (30)

Notes on Style-A-Vents: Heights are available in specified increments based on the number of louvers. Widths are available in virtually any size from 12" to 96" for rectangles and squares, and up to 97" for triangles (see charts below). Style-A-Vents are available in white & paintable only. Heights are available in specified increments based on the number of louvers. Widths are available in virtually any size from 12" to 60" (see chart above).

Custom Rectangle Vents

Available in 12" to 60"
Width (Outside of Ring to
Outside of Ring)



How to Figure Net Free Area for Rectangle Vents	34.00	Outside width
	-7.12	Ring & frame width
	26.88	Width of one louver (air flow opening)
	26.88	Height of one air flow opening
	x .70	Area of one air flow opening (in sq. in.)
	18.82	
	16	Number of louvers
	-1	Uppermost louver does not provide air flow
	15	
	18.82	Area of one air flow opening (in sq. in.)
	x 15	Number of air flow openings
	282.30	Net free area (in sq. in.)
$NFA = (Width - 7.12) \times (.70) \times (Louvers - 1)$		
<p>EXAMPLE: 34"(W) x 42"(H) Vent</p>		

Choose from these heights: 17.8, 20, 22.3, 24.6, 26.8, 29.1, 31.3, 33.6, 35.8, 38.1, 40.3, 42.6, 44.8, 47.1, 49.3, 51.6, 53.8, 56.1, 58.3, 60.6, 62.8, 65.1, 67.3, 69.6, 71.8, 73.6, 76.3, 78.6, 80.8, 83.1

Custom Triangle Vents

Available Sizes (check Signature Series for more sizes):

4/12 Pitch	Height	12.29	16.79	19.04																	
	Base	60.48	87.50	101.00																	
5/12 Pitch	Height	12.39	14.64	19.14	21.40																
	Base	48.89	59.70	81.30	92.10																
6/12 Pitch	Height	13.63	15.88	20.38	22.63																
	Base	54.54	63.54	81.54	90.54																
7/12 Pitch	Height	13.83	16.08	18.33	20.6	22.83	25.08	27.33													
	Base	47.42	55.13	62.84	70.7	78.27	86.00	93.70													
8/12 Pitch	Height	14.09	16.34	18.59	23.09	25.34	27.59	29.84													
	Base	42.27	49.02	55.77	69.27	76.02	82.77	89.52													
9/12 Pitch	Height	14.18	16.43	18.68	20.93	25.43	27.68	29.93	32.18	34.43											
	Base	37.82	43.82	49.82	55.82	67.82	73.82	79.82	85.82	91.82											
10/12 Pitch	Height	14.36	16.62	18.86	21.11	25.61	27.86	30.11	32.36	34.61	36.86	39.11									
	Base	34.48	39.88	45.25	50.68	61.48	66.88	72.28	77.68	83.08	88.48	93.88									
11/12 Pitch	Height	14.56	16.81	19.06	21.31	23.56	28.06	30.31	32.56	34.81	37.06	39.31	41.56	43.81							
	Base	31.77	36.68	41.60	46.50	51.41	61.22	66.13	71.04	75.95	80.86	85.77	90.68	95.60							
12/12 Pitch	Height	14.77	19.27	21.52	23.77	28.27	30.52	32.77	35.02	37.27	39.52	41.77	44.02	46.27	48.52						
	Base	29.55	38.55	43.05	47.55	56.55	61.05	65.55	70.05	74.55	79.05	83.55	88.05	92.55	97.05						



Due to the custom nature of this product, Style-A-Vents are not returnable.

SIDING
Treatments



Mounting Blocks & Specialty Vents



Mounting Block

For installing exterior fixtures on all types of sidings: wood, aluminum, vinyl, stucco, shake or brick Size 7" x 8" SKU#532050



Meter Base Mounting Block

For installing meter bases on siding Size 16 1/2" x 16 1/2" SKU#532056

Raised Mini Mounting Block

Mini Mounting Block version for mounting outlets and smaller accessories Size 4 1/2" x 6" SKU#532054



Jumbo Mounting Block

For coach lamps, mail boxes, addresses and large fixtures Size 8" x 12" SKU#532052



Wrap Around Utility Block

Fits around existing pipes and wires. Ring can be separated, allowing it to fit around existing pipes and wires: gas, electric, etc. Size 6" x 10" SKU#532053

Recessed Mini Mounting Block

For short wire connections, hose bibs and flush mounted outlets. No need to build out electrical boxes Size 5" x 7" SKU#532055



Electrical Mounting Block

All-in-one UL listed outlet box and mounting block with Snap-On Ring NOT AVAILABLE IN PAINTABLE Size 7" x 8" SKU#532050UL

Jumbo Electrical Mounting Block

Centered Size 8" x 12" SKU#532052UL
Offset Size 8" x 12" SKU#532054UL

Surface Blocks

A one-piece mounting block for installing exterior fixtures on existing siding.



**4", 5", 6", 8"
& 10" siding**

Size 6³/₄" x 6³/₄"

SKU#532060

Dutch Lap siding

Size 6³/₄" x 6³/₄"

SKU#532060DL



Triple 3" siding

Size 6³/₄" x 6³/₄"

SKU#532060TT



SIDING *Treatments*



House Number Kit

Color coordinated address sign to match or contrast any siding. Includes three sets of 3" numbers 0-9, 30 numbers total. Accommodates up to five numbers. Becomes an integral part of your vinyl, wood or hardboard siding. Size 12" x 6¹/₂"
Black letters SKU#532052BK White letters SKU#532052WK

Glo-Block

A decorative low voltage sign fixture for house addresses and more. Recommended by police, paramedics & fire chiefs. Safe low voltage. Wires directly to doorbell or optional transformer. Easy to read day or night. Use anywhere as lighting: driveways, pools, decks, saunas, etc. Available with Black or White Snap-On Ring. Includes 2 sets of black numbers, 0-9.

Description/Size SKU#

With Ring 12" x 8" 532080

Surface Mount 12" x 7" 532081



Exhaust Vent

Dryer and exhaust vent for all side walls. Patented exhaust flaps stay closed when not in use. Comes complete with 8" aluminum tube (4" dia.).
Net Free Area 12 sq. in.

Description/Size	SKU#
Scalloped Ring 7" x 8"	532070
Square Ring 7" x 8"	532070SQ




Classic Hooded Dryer Vent

Hooded dryer and exhaust vent for all side walls. Classic design and function for venting air through side walls. Built-in concealed exhaust flap stays closed when not in use. Comes complete with 8" aluminum tube (4" dia.). Net Free Area 12 sq. in.
Size 7" x 7 1/2" SKU# 532073



6" Hooded Vent

Hooded dryer and exhaust vent for all side walls Same features as the Classic Hooded Dryer Vent but with a 6" diameter aluminum tube.
Size 7" x 7 1/2" SKU# 532074



Intake/Exhaust Vent

All purpose intake and exhaust vent for soffits and side walls Snap-in Modular Vent Tube included! Perfect for venting bathroom and kitchen exhaust fans, heat exchangers, etc. (Not for use as dryer or furnace vent.) Full fiberglass screening for complete insect protection. Net Free Area 12 sq. in.
Size 7 1/2" x 7 1/2" SKU# 532072

Foundation Vent

The decorative & functional crawl space vent. Patented functioning louvers remain operable after building settles. Contoured design helps prevent blowing rain from entering. Molded-In screen for complete insect protection. Net Free Area 50 sq. in.

Description/Size	SKU#
Remodeling 9 1/2" x 18 1/2"	532077
New 9 1/2" x 18 1/2"	532078



New Construction



Remodeling

ROOF *Ventilation*




Stack Cap

Protects and beautifies your roof. Ends stack leaks forever. StackCap's dual wall construction enables it to slip in and over roof vent pipes ensuring that water is directed down the drain or onto sealed shingles. Fits all 3" and 4" vent pipes. Easily adapts to all roof pitches from 3-12 to 12-12. Only tools needed are scissors or snips to follow imprinted pattern for any pitch. Four colors to choose from: Dark Grey, Light Grey, Black and Brown.

SKU#

532075



RidgeVent Plus

The Complete Ventilation System for all roofs, gable or hip — new construction or re-roofing. For all roof pitches from 3-12 to 12-12. Patented added pitch shows more shingle profile and less vent opening. Blends perfectly into roof lines. Patented internal baffle system prevents bugs, blowing snow and rain from entering. Easily adapts to a Flash Vent or Peak Vent.


Size 40 lineal ft. per box SKU# 532090P

RidgeVent 9"

For 9" ridge. Same features as RidgeVent Plus and HipVent Plus.

Size 40 lineal ft. per box

SKU# 532088



HipVent Plus

The Only Venting System Designed Exclusively for Hard to Ventilate Hip Roofs. Pat. pend. triple baffle system engineered to keep blowing rain and snow from entering. When used with RidgeVent, HipVent provides necessary ventilation and maintains a uniform roof line.

Size 40 lineal ft. per box

SKU# 532090H

HipVent 9"

For 9" hip. Same features as RidgeVent Plus and HipVent Plus.

Size 40 lineal ft. per box

SKU# 532090





413 South Main Street
Pittsburgh, PA 15215-9982
Phone 800-969-7245
Fax (877) 217-0523

www.buildersedge.com