


## Easy to choose your look.

The Standard Style Shutters are available in our two best selling styles, the traditional Arch Top Louvred and Two Equal Raised Panel designs. These two shutter styles are available in both standard and special sizes to fit all of your home's windows. The standard sizes are mass-produced making them the most affordable. The special sizes are hand-crafted to your length specifications at an additional charge.

### Louvred



L1  
Arch Top  
with  
Center  
Rail

#### Standard Sizes:

Widths: 12" & 15"

Lengths:	25"	31"	36"	39"	43"
	48"	52"	55"	60"	64"
	67"	72"	75"	80"	

#### Special Sizes at an additional cost:

Widths: 5 5/8", 9 1/4", 12", 14 1/2", 16 1/2", 18

Lengths: Any length from 18" to 144"  
(In 1/4" increments)

### Raised Panel



P2  
Two  
Equal  
Panels

#### Standard Sizes:

Widths: 12" & 15"

Lengths:	31"	35"	39"	43"	
	47"	51"	55"	59"	63"
	67"	71"	75"	81"	

#### Special Sizes at an additional cost:

Widths: 12", 41 1/2", 16 1/2", 18

Lengths: Any length from 22" to 144"  
(In 1/4" increments)

Please print and take to a store near you.

# Easy to choose your look.

The Custom Style Shutters are available in 4 styles and many designs to choose from. The look is up-scale and shows distinction. Each shutter is hand-crafted to your exact length specification. There are no standard sizes available in any of our Custom Style Shutters.

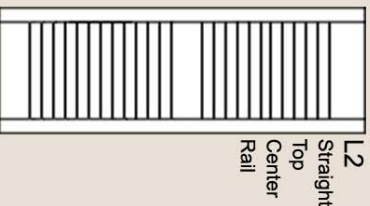
## Louvered

### SHUTTER MEASUREMENTS:


Lengths: Any length from 18" to 144" (In 1/4" increments)

Widths: 5 5/8", 9 1/4", 12", 14 1/2", 16 1/2", 18


Double widths: 20 1/4", 21 3/4", 25 1/2", 29 1/2", & 31"




L2  
Straight Top Center Rail




L3  
Arch Top Offset Rail  
Customer provides measurement from top of shutter to top of offset rail.



L4  
Straight Top Offset Rail  
Customer provides measurement from top of shutter to top of offset rail.



L5  
All Louver Arch Top (No Rail)



L6  
All Louver Straight Top (No Rail)



L7  
Double Width Louver (Straight Top or Arch Top)

## Raised Panel

### SHUTTER MEASUREMENTS:

Lengths: (In 1/4" increments)


P1 - Any length from 18" to 55"

P3 - Any length from 22" to 110"

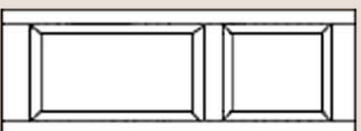
P4, P5, P6 - any length from 33" to 144"

Widths: 12", 14 1/2", 16 1/2", 18"

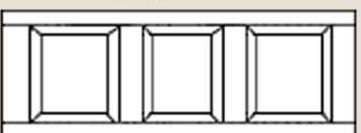
Double widths: 20 1/4", 25 1/2", 29 1/2", 31"



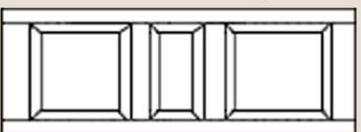
P1  
Single Raised Panel



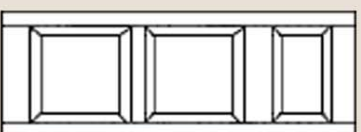
P3  
Two Unequal Panels  
Customer provides measurement from top of shutter to top of offset rail.



P4  
Three Equal Panels



P5  
Two Equal and One Small Center Panel



P6  
Two Equal and One Small Top Panel



P7  
Double Width Panel

## Board -n- Batten


### SHUTTER MEASUREMENTS:

Lengths: Any length from 18" to 144" (In 1/4" increments)

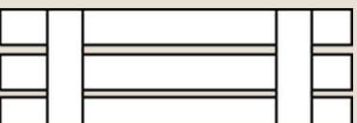
Notes: Shutters 55" and longer will have 3 battens.

Joined Width: 7", 10 1/2", 14", 17 1/2"

Spaced Width: 7 3/4", 12", 16 1/4", 20 1/2"



B1  
Joined



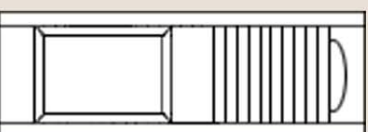
B2  
Spaced

## Louver/Panel Combinations

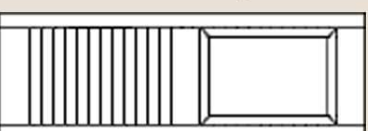
### SHUTTER MEASUREMENTS:

Lengths: Any length from 22" to 110" (In 1/4" increments)

Widths: 12", 14 1/2", 16 1/2", 18"  
Maximum panel length 50"

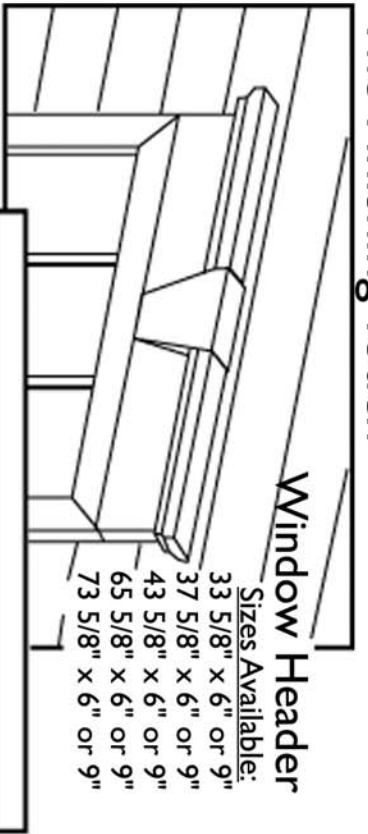


LP1  
Louver/Panel Combo Arch Top



LP2  
Panel/Louver Combo

# The Finishing Touch

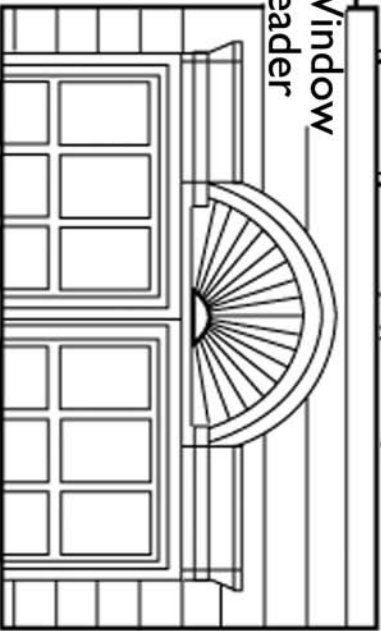


**Window Header**

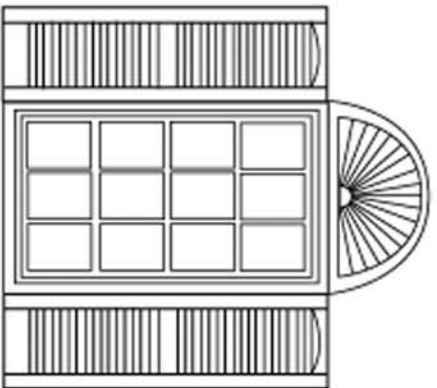
Sizes Available:  
 33 5/8" x 6" or 9"  
 37 5/8" x 6" or 9"  
 43 5/8" x 6" or 9"  
 65 5/8" x 6" or 9"  
 73 5/8" x 6" or 9"

## Sunburst Window & Door Header

Sizes Available:  
 42" x 16"  
 71" x 16"  
 108" x 16"



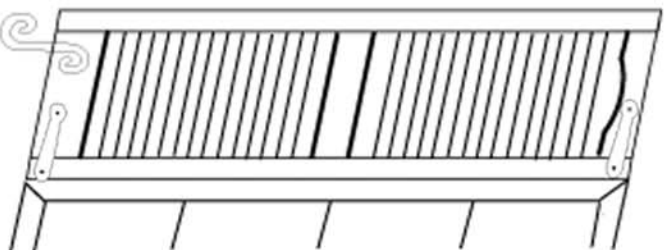
**Sunburst**  
 Sizes Available:  
 30" x 16 1/2"  
 33 5/8" x 18"  
 37 5/8" x 21"  
 65 5/8" x 14"  
 73 5/8" x 15"



**Decorative Shutter Hardware**



**Quarter Round Top**



### Shutter Order Form

I Pair Per Window	Shutter Color	Standard Styles	Custom Styles	Shutter Measurements		L3*, L4*, P3* Description Measurement from top of shutter to top of offset rail	NOTES	Product #	Color #	Size	Qty
				Style Code	Style Code						
	Color #	Style Code	Style Code	Width (1)	Length (1)						
Example 2 pr.	#01	L1 P2	P3	12"	43 1/2"	14"	front living room windows	Example Window Header	#01	33 5/8" x 6"	2
		L1 P2									
		L1 P2									
		L1 P2									
		L1 P2									
		L1 P2									

### Finishing Touch Order Form

(1) Standard sizes are limited in sizes - check carefully.  
 Take this form to a store associate for a price quote.  
 Your shutters will deliver within 10 business days.  
 Questions? Call our Customer Service Dept. at 1-866-222-5505